

# Gain / Loss report

Fausto (Tito) Buchell | f5789031-733f-538d-947d-6531a62eee3a | titobuchelli@aol.com

## About report

This report includes all taxable activity on Coinbase with realized gains or losses. For US customers, Sells and Converts are taxable events that realize gains. This report does not include taxable events like Staking or Coinbase Earn that result in income. Note that this report is provided for informational purposes only, and you are responsible for confirming the accuracy and completeness of the information set forth in the report. For final tax obligations, please consult your tax advisor.

## Report legend

### Short-term

The tax you pay on capital gains or losses depends on how long you hold the asset. If you hold an asset for 1 year or less, you pay the short term capital gains tax rate.

### Long-term

The tax you pay on capital gains or losses depends on how long you hold the asset. If you hold an asset for 1 year and 1 day, or longer, you pay the long term capital gains tax rate.

### Proceeds

The amount of money you received when you sold your cryptocurrency. If you received USD in exchange for your cryptocurrency then the cash you received is your proceeds. If you exchanged one cryptocurrency for another it will be the dollar value of the crypto you received.

### Cost-basis method

You can change your cost-basis method by accessing the Settings page. For futures, the cost-basis method is fixed to FIFO (First in, first out). The method currently displayed is based on your account's default setting.

## Summary

Cost Basis Method: FIFO

Data source	Long-term	Short-term	Total Gain/Loss
Coinbase	\$463.12	-\$785.59	-\$322.47
<b>Total</b>	<b>\$463.12</b>	<b>-\$785.59</b>	<b>-\$322.47</b>

## Data source: Coinbase

These are taxable transactions incurring realized gains or losses where Coinbase all relevant data points.

Date Sold	Event	Amount	Proceeds	Cost Basis	Long Term	Short Term	Total Gain/Loss
06/09/2023	🌀 Converted from ADA18145.336442		\$5,445.42	\$9,231.67	-\$2,804.59	-\$981.66	-\$3,786.26

### Date Acquired (Tax Lots)

04/27/2023	5.002667 ADA	\$1.50 ✓	\$2.08 ✓	None	-\$0.57
01/03/2022	14.006016 ADA	\$4.20 ✓	\$20.00 ✓	-\$15.80	None
01/26/2023	5.225251 ADA	\$1.57	\$1.98	None	-\$0.42
07/03/2022	1500.333155 ADA	\$450.25	\$685.58	None	-\$235.33
02/02/2023	5.111774 ADA	\$1.53	\$2.05	None	-\$0.51
09/28/2022	3.93015 ADA	\$1.18	\$1.71	None	-\$0.53
03/30/2022	190 ADA	\$57.02 ✓	\$227.91 ✓	-\$170.89	None
10/26/2022	3.988303 ADA	\$1.20	\$1.61	None	-\$0.41
01/23/2023	5.126961 ADA	\$1.54	\$1.92	None	-\$0.38
09/09/2022	4.012926 ADA	\$1.20	\$1.97	None	-\$0.77
11/28/2022	4.999664 ADA	\$1.50	\$1.54	None	-\$0.04
12/21/2022	6.040211 ADA	\$1.81	\$1.52	None	\$0.30
09/01/2022	3.841113 ADA	\$1.15	\$1.71	None	-\$0.56
10/16/2022	3.821373 ADA	\$1.15	\$1.41	None	-\$0.26
10/19/2022	4.089473 ADA	\$1.23	\$1.46	None	-\$0.24
07/12/2022	400 ADA	\$120.04	\$170.26	None	-\$50.22
04/22/2023	5.047862 ADA	\$1.51	\$1.96	None	-\$0.44
03/09/2023	5.133901 ADA	\$1.54	\$1.57	None	-\$0.03
04/29/2023	4.815534 ADA	\$1.45	\$1.94	None	-\$0.49

Coinbase

January 1, 2023 00:00 EST - December 31, 2023 23:59 EST

12/29/2022	0.036507 ADA	\$0.01	\$0.01	None	\$0.00
04/24/2022	0.004867 ADA	\$0.00 ✓	\$0.00 ✓	-\$0.00	None
02/08/2023	5.202899 ADA	\$1.56	\$2.04	None	-\$0.48
10/29/2022	3792.900672 ADA	\$1,138.25	\$1,581.69	None	-\$443.44
04/17/2023	5.154081 ADA	\$1.55	\$2.28	None	-\$0.74
10/30/2022	3.744623 ADA	\$1.12	\$1.54	None	-\$0.42
05/07/2023	4.699343 ADA	\$1.41	\$1.79	None	-\$0.38
06/06/2022	3950.304773 ADA	\$1,185.49 ✓	\$2,500.00 ✓	-\$1,314.51	None
12/13/2022	4.825608 ADA	\$1.45	\$1.49	None	-\$0.04
06/08/2023	5.435494 ADA	\$1.63	\$1.76	None	-\$0.13
10/16/2022	3.939087 ADA	\$1.18	\$1.45	None	-\$0.26
09/17/2022	3.941954 ADA	\$1.18	\$1.87	None	-\$0.68
04/02/2023	4.36047 ADA	\$1.31	\$1.65	None	-\$0.34
05/30/2023	5.559297 ADA	\$1.67	\$2.10	None	-\$0.43
06/19/2022	404.435434 ADA	\$121.37	\$200.00	None	-\$78.63
11/03/2022	4.066712 ADA	\$1.22	\$1.60	None	-\$0.38
10/05/2022	3.911539 ADA	\$1.17	\$1.69	None	-\$0.52
06/01/2023	5.452455 ADA	\$1.64	\$1.99	None	-\$0.35
12/24/2022	5.938883 ADA	\$1.78	\$1.54	None	\$0.25
05/02/2023	5.071304 ADA	\$1.52	\$1.96	None	-\$0.43
11/23/2022	4.973539 ADA	\$1.49	\$1.55	None	-\$0.06
05/24/2023	5.163357 ADA	\$1.55	\$1.88	None	-\$0.33
11/11/2022	3.939297 ADA	\$1.18	\$1.37	None	-\$0.19
08/19/2022	3.691786 ADA	\$1.11	\$1.72	None	-\$0.62
02/21/2023	5.258065 ADA	\$1.58	\$2.09	None	-\$0.51
01/30/2023	5.308984 ADA	\$1.59	\$1.96	None	-\$0.37
01/07/2023	5.55942 ADA	\$1.67	\$1.54	None	\$0.13
11/16/2022	3.677039 ADA	\$1.10	\$1.22	None	-\$0.12
04/27/2022	0.387143 ADA	\$0.12 ✓	\$0.32 ✓	-\$0.20	None
09/11/2022	3.887319 ADA	\$1.17	\$1.97	None	-\$0.80
04/24/2022	0.412076 ADA	\$0.12 ✓	\$0.35 ✓	-\$0.23	None

Coinbase

January 1, 2023 00:00 EST - December 31, 2023 23:59 EST


01/04/2023	5.555747 ADA	\$1.67	\$1.47	None	\$0.20
05/12/2022	2030.691612 ADA	\$609.41 ✓	\$1,000.00 ✓	-\$390.59	None
03/30/2022	300 ADA	\$90.03 ✓	\$364.71 ✓	-\$274.68	None
04/28/2023	4.707409 ADA	\$1.41	\$1.91	None	-\$0.49
12/09/2022	4.866327 ADA	\$1.46	\$1.52	None	-\$0.06
06/20/2022	542.127372 ADA	\$162.69	\$270.00	None	-\$107.31
04/04/2023	4.451016 ADA	\$1.34	\$1.75	None	-\$0.41
11/27/2022	4073.871983 ADA	\$1,222.57	\$1,268.51	None	-\$45.94
11/22/2022	5.014513 ADA	\$1.50	\$1.52	None	-\$0.02
08/11/2022	3.800927 ADA	\$1.14	\$2.05	None	-\$0.91
08/22/2022	3.866267 ADA	\$1.16	\$1.72	None	-\$0.56
02/12/2023	5.20857 ADA	\$1.56	\$1.90	None	-\$0.33
08/27/2022	3.851582 ADA	\$1.16	\$1.72	None	-\$0.56
03/28/2022	401.736385 ADA	\$120.56 ✓	\$500.00 ✓	-\$379.44	None
03/18/2023	4.786163 ADA	\$1.44	\$1.62	None	-\$0.19
04/01/2023	4.257259 ADA	\$1.28	\$1.67	None	-\$0.39
02/16/2023	4.948356 ADA	\$1.49	\$1.93	None	-\$0.45
03/29/2022	273.174392 ADA	\$81.98 ✓	\$340.00 ✓	-\$258.02	None
10/14/2022	3.810871 ADA	\$1.14	\$1.40	None	-\$0.26
04/12/2023	5.498679 ADA	\$1.65	\$2.25	None	-\$0.60
04/23/2022	0.4002 ADA	\$0.12 ✓	\$0.35 ✓	-\$0.23	None
05/13/2023	4.814322 ADA	\$1.44	\$1.75	None	-\$0.31
08/06/2022	3.855679 ADA	\$1.16	\$1.99	None	-\$0.83
02/27/2023	5.244093 ADA	\$1.57	\$1.89	None	-\$0.31
09/24/2022	4.042689 ADA	\$1.21	\$1.84	None	-\$0.62
12/03/2022	4.983668 ADA	\$1.50	\$1.61	None	-\$0.12


Generated on February 10, 2024 19:54 EST

Page 4 of 8

ST Basis = 4276.03 ✓  
ST Proceeds = 3296.37 ✓  
LT Proceeds = 2149.05 ✓  
LT Basis = 4983.64 ✓


\$0.20

Date Sold	Event	Amount	Proceeds	Cost Basis	Long Term	Short Term	Total Gain/Loss
06/10/2023	 Converted from ETH	2	\$3,484.37 ✓	\$3,758.68 ✓	None	-\$274.31	-\$274.31
<b>Date Acquired (Tax Lots)</b>							
06/09/2023		2 ETH	\$3,484.37	\$3,758.68	None	-\$274.31	

Date Sold	Event	Amount	Proceeds	Cost Basis	Long Term	Short Term	Total Gain/Loss
09/02/2023	 Sold ETH	0.43845108	\$700.41 ✓	\$824.00 ✓	None	-\$123.59	-\$123.59


**Date Acquired (Tax Lots)**

06/09/2023		0.43845108 ETH	\$700.41	\$824.00	None	-\$123.59	
------------	--	----------------	----------	----------	------	-----------	--

Date Sold	Event	Amount	Proceeds	Cost Basis	Long Term	Short Term	Total Gain/Loss
10/18/2023	 Converted from ETH	0.64222808	\$1,009.85	\$1,191.51	-\$40.76	-\$140.90	-\$181.66

**Date Acquired (Tax Lots)**

06/09/2023		0.4590616 ETH	\$721.84 ✓	\$862.73 ✓	None	-\$140.90	
06/03/2022		0.18316648 ETH	\$288.01 ✓	\$328.78 ✓	-\$40.76	None	

Date Sold	Event	Amount	Proceeds	Cost Basis	Long Term	Short Term	Total Gain/Loss
10/18/2023	 Sold USDC	985	\$985.00 ✓	\$1,009.77 ✓	None	-\$24.77	-\$24.77